

Marwood Primary School Newsletter

12/06/20

Dear Parent/Carer

Our second week of partial opening has gone well with Foundation and Year 1 children really settling in and working well. I know that the government's announcement on Tuesday; that they do not have a plan to get years 2 to 5 (and 6 at Marwood) back to school before the summer break will have caused disappointment. Staff, governors and I are discussing how we could accommodate at least one opportunity to see these children before the summer. I hope to have more news next week.

I know that Mrs May's and Mrs Griffin's Teams meetings are going well and I much appreciate the families who are committing time to this. Please take time to talk to your children about online safety; useful resources can be found at; <https://www.thinkuknow.co.uk/> and <https://www.nspcc.org.uk/keeping-children-safe/>.

Increasing numbers at school. To ensure that Marwood School has places for vulnerable and Key worker children (priority groups 1 and 2) and that Foundation and year 1 remain open, governors and staff have agreed to open a fourth bubble. Mrs Bennett and Mrs Nancekivell will lead this second Key Worker's children bubble in Class 3. The school's risk assessment has been adjusted and key worker children allocated to one or other of the groups. Where there are brothers and sisters in years 3 to 6 they will be in the same bubble.

Thank you to everyone who confirmed requests for key worker places next week. The deadline for the week beginning Monday 22nd June is midday on Wednesday 17th. Please note if your child attends on a regular pattern we only need to know of any changes and the need for afterschool childcare.

Social distancing. There remains a great deal of guidance around social distancing and it can be difficult to keep up with who you can meet and where (in other people's gardens, but not in the house even to use the toilet!) Government guidance is that if a family is not keeping to social distancing schools do not have to have the children onsite and that they should be directed towards home learning.

I wish to give huge thanks again to Sophie Lerwill for putting this week's newsletter together.

Kind regards

Alun

adobson@marwood.devon.sch.uk

Menu

Mrs Rowe has been performing her kitchen magic to serve delicious hot food every day.

Following feedback about the use of the plastic take away cartons (following the contractors risk assessment), we have bought cardboard containers to serve the lunches in. We are also enjoying some meals served as 'bag meals' and whenever possible children in Classes 2, 3 and 4 are eating outside.

Please note we are offering a vegetarian option each day but no longer cooking jacket potatoes.

	WEEK STARTING	12 th June 2020			
	MONDAY	TUESDAY	WEDNESDAY	THURSDAY	FRIDAY
OPTION 1	Sausages & Wedges	Pizza Muffins with Sweetcorn	Chicken with Rice	Beef Burgers	Fish & Chips
OPTION 2	Quorn Sausage & Wedges		Quorn fillet with Rice	Southern Style Burgers	Veggie Fingers
SIDES	Carrot & cucumber sticks	Mid potatoes	Broccoli	Curly fries Mixed Veg	Carrot sticks

School news...


Mrs Lethaby – “Here are some photos of fun circuits on the field this week. We have also been working on a small art project these past 2 weeks looking at and discussing patterns in African art which we then carried into our own immediate environment looking for and designing Devon patterns”













This image displays a variety of black and white line art patterns and designs, arranged in a grid-like fashion. The patterns include:

- Swirls and spirals in the top left and middle right.
- Scales or fish scales in the top middle.
- Hexagonal patterns with concentric circles in the top right.
- A grid of squares, some containing simple geometric shapes like diamonds and triangles.
- A complex, multi-layered floral or mandala design in the bottom left.
- A stylized, abstract face or mask with large eyes and a wide mouth in the bottom middle.
- A large, swirling, shell-like pattern in the bottom right.

The designs are presented as line art, suitable for coloring or tracing. A small logo with the word "twinkl" is visible in the bottom right corner.





Mrs Cohen – “Here are pictures of KW children doing Oak Academy science on states of matter. The KW group have also been making games cards to hang around the playground with suggestions and rules for social distancing games to play at school”





Captain's Coming

2. You will need 2 people if not more you will need to choose someone to be the captain and if the captain says 'captain coming' the people who are not the captain will say 'eye eye captain'.

2. If the captain says 'come' the people will say 'yes'.

3. If the captain says 'stop' the people will say 'stop'.



- Football Skills
- dribbling round cones
- Cony combination
- keepy-up

Social distancing football games

Play this these games and have fun but remember the main rule social distancing.



WHAT YOU DO?

everyone goes to

Find the coin

- Step 1: Take the coin.
- Step 2: Hide it in a not to hard to find place.
- Step 3: Split up and try and find the coin.
- Step 4: Whoever finds the coin will be the next to hide it.

How to play:

You can only play when it is a sunny because you need your shadow. Choose someone to be the tagger. Once you have chosen the person their shadow will have to be touching someone else's shadow and then you will repeat tag! and then they will be 1 to the tagger.

SHADOW TAG

TAG!



Mrs Hume – “Here are some photos of Class 1 doing some African drumming and gymnastics”









Home news...

It has certainly been a wet week... Erin's rain gauge captured 78mm on weds night!



DEVON SCHOOL GAMES

Well done to everyone that took part in the Devon School Games Walk/Jog/Run.

The deadline to submit your entry is this Sunday 14th June.

Please do send in photos and let us know how many miles you clocked up in this challenge!

For more information please visit:

<https://www.activedevon.org/find-the-devonvirtualgames-overview-and-terms-conditions-here/>